



DATASHEET

PixLite® T16X-S Mk3

Long Range Pixel Transmitter

Made in Australia
5 Year Warranty

KEY FEATURES

- Send Data up to 300m to Receivers
- 96 Universes of Art-Net or sACN
- Over 80+ Pixel Protocols Supported
- microSD Card Slot for Advatek SHOWTime™
- Dual Gigabit Ethernet Ports
- Auxiliary Port for DMX512 In/Out
- Configure Using Any Web Browser or Advatek Assistant 3 Software
- Electrical Fault Protection on All Ports



ADVATEK
LIGHTING

PixLite® T16X-S Mk3

Long Range Pixel Transmitter

PRODUCT OVERVIEW

The PixLite T16X-S Mk3 is a powerful pixel LED controller built upon Advatek's 3rd generation PixLite Mk3 processor. The feature set of this processor are too significant to fit here, explore in the [PixLite Mk3 Processor Datasheet](#).

The PixLite T16X-S Mk3 transmits up to 96 universes of data to 16 PixLite R1F-S or 16 PixLite R2F-S receivers at distances up to 300m. Perfect for professional installations where the LEDs will be separated by some distance.

A CLOSER LOOK AT THE TRANSMITTER

DUAL GIGABIT ETHERNET PORTS

Simplify your network infrastructure by daisy chaining PixLite controllers together. Maintain high network reliability by optionally connecting a redundant Ethernet line to any loop with a suitable switch.

Ethernet ports are fully equipped with a Universe Data Hardware Firewall to ensure your PixLite can constantly perform at its peak.

SHOWTime

SHOWTime™ unleashes the potential of Advatek PixLite® Mk3 devices to independently drive light shows without a computer or any source of live data.

SHOWTime™ allows users to record and play back pixel shows from the PixLite T16X-S Mk3 using the inbuilt microSD slot. Design your own breathtaking pixel shows, record them directly onto the microSD card and play them back as many times as you wish.

SHOWTime™ also unlocks the ability to create up to 25 powerful triggers and use advanced intensity controls to enable true standalone behavior and enhance live environments.

AUXILIARY PORT

Versatile RS485 Auxiliary port can be used as either an input or an output.

As an output, connect DMX512 devices to the port and control them via sACN or Art-Net. As an input, connect a DMX512 source directly to the PixLite and use DMX512 as the data source for your pixels, or as a trigger source, or as a live intensity data source.

FAULT PROTECTION

Features electrical fault protection on all ports resulting in higher reliability and fewer equipment failures. See details on next page.

CERTIFICATIONS



5 YEAR WARRANTY

For your absolute peace of mind, all Mk3 products come with a 5-year warranty. All products need to be used and installed in accordance with their designed purpose and operating environment. Please register your product on our website.

PixLite® T16X-S Mk3

Long Range Pixel Transmitter

SPECIFICATIONS

PHYSICAL

RJ45 Data Outputs	16
Ethernet Ports	2 x 10/100/1000 Mbit/s
microSD Card Slot	1
Auxiliary Port	1 x RS485 Input/Output
Dimensions (inc. connectors)	169 x 282 x 42mm
Weight	1.3kg
Enclosure	Aluminium
Mounting	Direct Panel, Wall & Rack Mountable

POWER

Input Power	100V-240V AC
AC Fuse	1A M205

FAULT PROTECTION

Electrostatic Discharge (ESD)	All ports protected
Auxiliary Port	+/- 48V DC fault protection
Pixel Data Outputs	+/- 48V DC fault protection

PIXEL DATA

	EXPANDED MODE DISABLED / ENABLED	
Pixel Outputs	16	32
RGB Pixels per Output	1020	510
RGBW Pixels per Output	768	384
Universes per Pixel Output	6	3
Total Pixel Universes	96	96

THERMAL

Storage Temperature	-10°C to +60°C
Ambient Operating Temperature	-10°C to +60°C

CERTIFICATIONS & MARKS

North America & Canada	ETL Listing (UL62368-1)
North America	FCC
Canada	ICES3
United Kingdom & Europe	RoHS 3
Europe	CE
United Kingdom	UKCA
Australia & New Zealand	RCM


Refer to the Product User Manual for a full list of the standards used in compliance testing.

INSTALLATION


Refer to installation instructions in the Product User Manual for acceptable use and storage requirements.

Standard	Indoors Only
With Conformal Coating	May be installed outdoors when installed inside a weatherproof enclosure

OVERALL DIMENSIONS



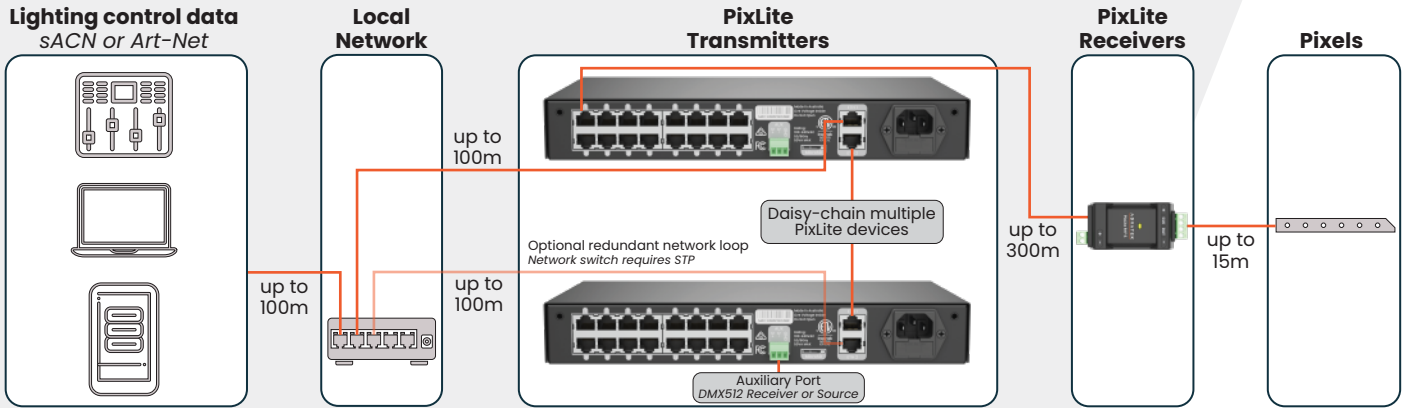
MOUNTING DIMENSIONS



PixLite® T16X-S Mk3

Long Range Pixel Transmitter

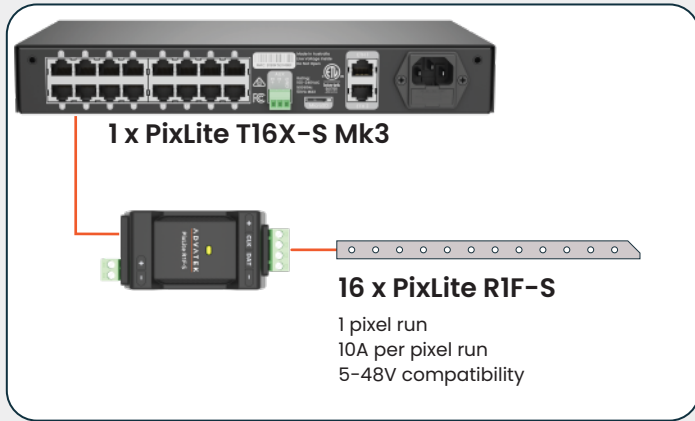
TYPICAL WIRING DIAGRAM



RECOMMENDED T16X-S LONG RANGE SYSTEMS


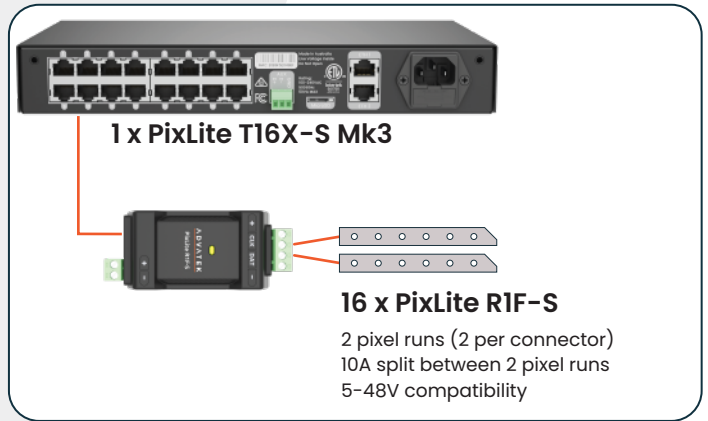
Expanded Mode Disabled

Any pixel type
1020 RGB / 768 RGBW pixels per run



Expanded Mode Enabled

Data-only pixel types
510 RGB / 384 RGBW pixels per run



PixLite® T16X-S Mk3

Long Range Pixel Transmitter

OPTIONAL ACCESSORIES

FLAT SURFACE FRONT MOUNT KIT (SUITS T16X-S, T8-S)

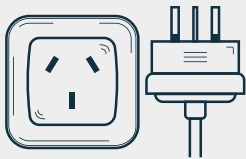


19" DATA RACK MOUNT KIT (SUITS T16X-S)

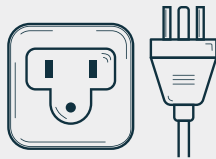


POWER SOCKET OPTIONS

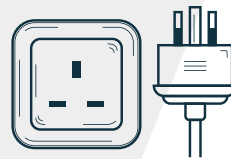
Type I



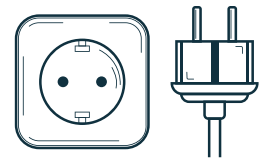
Type B



Type G



Type F



PRODUCT ORDER CODES

ITEM	CONFORMAL COATING	VARIANT	LOCATION	ORDER CODE
PixLite T16X-S Mk3		Type I	Australia	PIXT16XS3AU
PixLite T16X-S Mk3		Type B	United States	PIXT16XS3US
PixLite T16X-S Mk3		Type G	United Kingdom	PIXT16XS3UK
PixLite T16X-S Mk3		Type F	Europe	PIXT16XS3EU
PixLite T16X-S Mk3	Yes	Type I	Australia	PIXT16XS3AU-CC
PixLite T16X-S Mk3	Yes	Type B	United States	PIXT16XS3US-CC
PixLite T16X-S Mk3	Yes	Type G	United Kingdom	PIXT16XS3UK-CC
PixLite T16X-S Mk3	Yes	Type F	Europe	PIXT16XS3EU-CC

ACCESSORY ORDER CODES

ITEM	ORDER CODE
Flat Surface Front Mount Kit (Suits Single T8-S, T16X-S)	MNT0301
19" Data Rack Mount Kit (Suits Single T16X-S)	MNT0203